


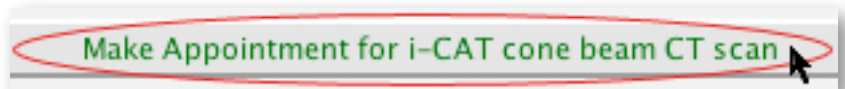
# Making an appointment online is simple at [croallradiography.com](http://croallradiography.com)!



1. Go to [www.croallradiography.com](http://www.croallradiography.com) and select the "Appointments" tab.



2. Under the Services tab, click "Make Appointment for i-CAT cone beam CT scan".



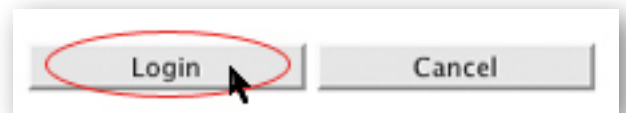
3. Click on the Enrollment Tab and complete the required fields. Please be sure to enter your correct e-mail address as the scheduler will confirm your appointment and also send you a reminder 24 hours prior to your appointment. Please also note your user name and password. These will be necessary to schedule, reschedule or cancel your appointment.



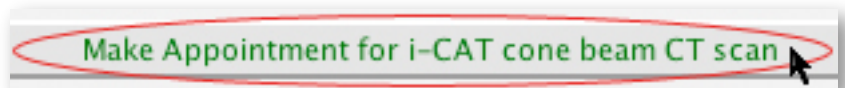
4. After entering all your information, click on the enroll tab.



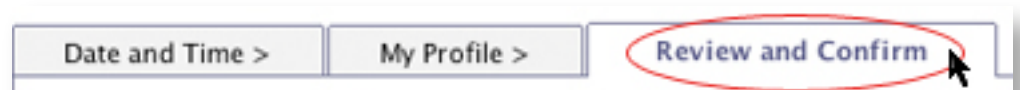
5. Enter your user name and password and click "Login"



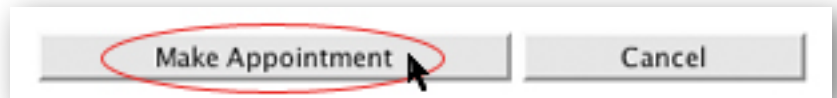
6. Now you're ready to make an appointment. Click on "Make Appointment for i-CAT cone beam CT scan"



7. The system automatically selects the next available day and time. You can select the day and time that works best with your schedule.



8. Review the confirmation page. If everything looks correct, click on "Make Appointment".



9. Congratulations, you've made the appointment! Make sure to click on the "[print this page](#)" link towards the bottom of the page. If you need to reschedule or cancel your appointment, please login to the system at least 24 hours prior to the scheduled appointment as fees will be charged for failed appointments with less than 24 hours notice. For a more detailed scheduling demo, go to [www.croallradiography.com/appointment\\_demo.html](http://www.croallradiography.com/appointment_demo.html)